


THE REALLY GREAT SAM 8 SPEAKS



LONG TIME FLYERS CLUB NEWS

On the web at <http://www.sam8.org>

VOLUME 38 ISSUE 6

JUNE 2016

Roster of the old dawgs....

STEVE DONA.....'THE PREZ'

WILL TILSE.....VICE PRESIDENT

HOMER SMITH.....SECRETARY-TREASURER

DAVE GARDNER.....SCRIBE OF THIS RAG....

Notice: Next Meeting:

**June 9th, 2016, Rainbow Café, 112 E. Main St., Auburn, WA,
10:30 am-1 pm..(or thereabouts....)**

Presidents message.

Our indoor venue has been a historic success.... Our indoor program provides gym time for some flying for club members as well as providing a great chance for our club members to show their stuff to another generation.

Last Saturday, we had a great turnout... from the kids, not so great from our club membership. It's pretty frustrating when we go to all the work to put together this program and get such poor support from the members. Our final indoor day of this year will be on Saturday, June 11th. We will be building a laser cut kit similar to an ROG. Very simple to build and fly for anyone in our club. The goal is to build and trim the model and then hold a contest with prizes for the kids. Should be lots of fun for everyone. As usual, we will be holding an A-6 contest from 10-12 and the students will be arriving at noon to build their models. I expect to see you all there.

All reasonable excuses will be scoffed at and ignored.

The address is: 8040 NE 132nd Street Kirkland WA 98034 so plug the address into our GPS device and we'll see you there.

Steve Dona "the Prez"

FINN HILL MASS LAUNCH! →



SAM 8 Minutes for May 12th, 2016

Prez Steve Dona opened the meeting at 12:00 sharp. First up was a new model of the Mexiboy by Nick Stratus. Built in just one month at the expense of his garden, it is beautiful. It had a TD .049 in it and was covered in silk. The model was built for the Golden Age provisional event that allows TD's or Holland Hornet engines. The model is strong at 12 oz. and won the lunch of the month to be awarded at the June meeting.

The first Finn Hill Middle School flying session was a success and had a good turnout with 18 or 19 showing up. The model of the day was the Higgins glider and all flew great. It was a great group of kids and all acted well behaved with little horsing around. The next session will be the 21st of May, so get yourself ready. The A6 contest went well with some times close to 4 minute range.

Harper's Engine Run Clinic was another great success. Bill Catlin brought 3 "hit & miss" engines to run. If you don't know what they are or how they sound, ask someone that was there.

A group of enthusiasts are pushing to keep the Kibbie Dome Contest going and are working hard. An email from the group will be sent out on the SAM 8 chat line. The group is gaining momentum and it looks like they will succeed.

The WMC contest season will include a Night Flight event this year. There will also be a Pro P30 event. A Vintage FAI event will be held before one of the contests. For more information go to their web site and get the full story.

Al Fernandez spoke about kite flying at a Stanwood school yard. A group meets and builds and flies kites and have a great time. Ask Al if you are interested.

Steve closed the meeting at 12:35

ACTIVITIES:here's the 'FINN HILL INDOOR CONTEST/BUILD SESSION!..

Saturday, May 21, 2016.....Photos by Dave Cassell



New modelers at work!



Generation Gap at work!



David Higgins describing the model airplane project of the day!



Family cooperation!



Flight Preparation.....

The Master showing the way.....

IN MEMORIAM:

Since Memorial Day has come and gone.....but only recently....I thought I'd note those members we've lost over the last few years, whether involved with military service or not.

Ray Chalker

Al Faulkner

Gil Coughlin

Charlie Higgins

John Crosetto

Joe Masters

Gene Evenson

Wayne Tilse

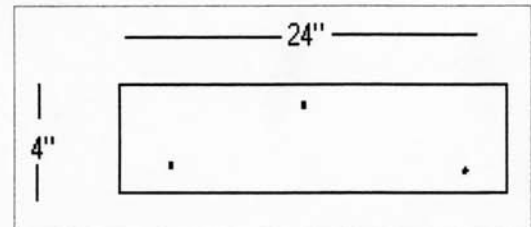
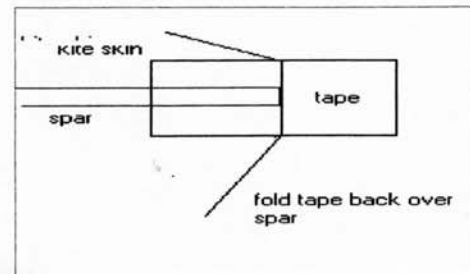
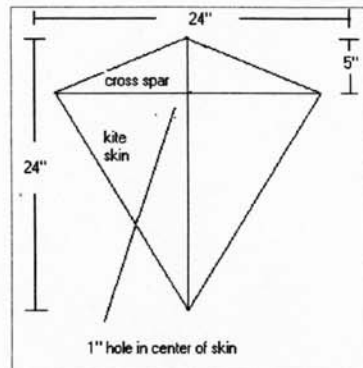
If I've missed anyone, my apologies. I think we all enjoyed these guys and their presence is missed. Sunny windless days....and thermals.....from SAM 8

....and.....here's the 'Al Fernandez Kite Flying Seminar'!..

At the meeting, Al Fernandez spoke of his kite flying activities.....yer basic small field flying.....not quite FF, of course, since there are strings attached....but they don't seem to be covered by the FAA registration regs!

Al is presenting the Conover Eddy Kite, a simple kite from basic materials, which can be flown very simply or very aggressively, depending on your skill level and desires.

CONOVER EDDY KITE



Materials

Kite skin may be paper, plastic bag, paper or mylar gift wrap, tyvec, plastic film, or other appropriate material.

Spars are 24" hardwood dowels 1/8" in diameter.

1" wide strapping tape

Tails may be made of strips of plastic cut from bag, surveyors tape, ribbon, etc.

Directions for Making Kite

Using pattern, draw outline of kite. Cut kite out. Reinforce hole with scotch tape.

Fasten spars to kite skin with 2" piece of strapping tape; 1" on front and 1" back side over spar. Stabilize spars by taping spars to the kite skin with narrow strips of tape.

Spars should be bowed 3 to 4 inches by tying a string from tip to tip or by pre-bending as shown at right. Fasten two tails to bottom of kite with tape. Tie string through hole to spars where they cross from the front of the kite. The front of the kite is the side opposite the spars.

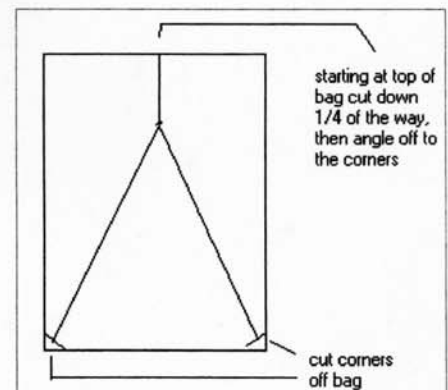
Directions for Cutting Plastic Bags

Check to see how the bags are connected at the bottom to form the fold. Cut the bottom corners of the bag according to how it is connected to form the fold. Open out the fold. On the back of the bag, cut approximately one-fourth of the way down, then angle off to the corners. Now the bag can be opened to make a large enough area to make a kite. Be sure you cut only the back layer of the bag.

Directions for Bending Spars

Use a board 24 by 4 inches with nails as shown. (Center top nail and place two outer nails 1 1/2" from edges of board and down approximately 3" from

center nail.) Soak spars in warm water for 3 hours. Place on form and let dry for 2 days.



These are the instructions Al passed on to me. They're reasonably self-explanatory, but I'm sure that Al is willing to clue you in....perhaps we even could have a 'build session' at one of our meetings. The materials are 'inexpensive' and build time is short! You can contact Al at alfrndz@yahoo.com

Classifieds: continuing from previous listings.....

BITS AND KITS....from Dave G's 'PRE-ESTATE SALE'

(The list gradually becomes shorter, making my 'to build' decisions easier!)

Feel free to make offers....nothing here, including us....gets any younger...but maybe cheaper!

KITS: FF/RC/Other	
"The Gnat" - Lud Kading design for Torp 'Infant' .020..	\$30
BMJR 'Sioux'	\$50
BMJR 'Thermic 50'	\$50
50" 'Commando'	\$50
50" 'AT Sportster	\$80
Dumas 30" 'AD-1 Skyraider'	\$40
Dumas 30" 'Hurricane'	\$40
EZ-Bilt 30" 'P-51B Mustang'	\$20
Graupner 'PITO' HLG - 19" w.s.	\$10

ENGINES, ETC:

GLOW ENGINES					
MANUFACTURER	DISP	TYPE	COND	REMARKS	Sale Price
AP Wasp	0.061	RC	NIB	stock, w/muffler	\$40
AP Wasp	0.061	RC	NIB	stock, w/muffler	\$40
COX	0.049	CL	9	Black Widow w/stunt tank	\$40
COX	0.049	CL	9	Dragonfly, w/large tank, muffler	\$40
COX	0.049	CL	10	Silver Bee (polished) w/stunt tank	\$50
COX	0.049	CL	9	RI reed valve, special mount, TD venturi	\$40
Forster	0.310	FF	9	Ringed engine w/new rings	\$40
Magnum XLS	0.210	RC	NIB	Stock engine, w/muffler	\$40
OK Cub	0.049	FF	9	"B" Model?? Short stroke, w/ 'cox head'	\$30
OS	0.490	RC	10	1962 Max 49, w/carb, exhaust baffle	\$60
COMPRESSION IGNITION ENGINES					
MANUFACTURER	DISP	TYPE	COND	REMARKS	Sale Price
MP Jet	0.061	CL	NIB	New, BB diesel version, w/ muffler & venturi	\$120
Norvel	0.061	CL	10	New AME version, w/ Norvel Diesel conversion	\$60
PAW	0.090	RC/CL	NIB	149 RC, w/ muffler	\$80

Also, a collection and selection of NEW COX parts and pieces.....ask for list.

See Dave Gardner, 425-793-1937, davegardner55@msn.com

Some other notices of informal gatherings of 'Antique Modelers':

There's a group, including many SAM 8 members, who meet for lunch every Thursday (except SAM 8 meeting days) at the Pancake Chef, 15215 Military Road South, SeaTac, just a bit north of the SeaTac airport.

In addition, the informal group, NxNw (North by Northwest), also comprised of some SAM 8 members from further nawth, meet at the Royal Casino, 13010 WA-99, Everett, WA 98204 at 10 am, each 4th Wednesday, for brunch/breakfast/lunch (the menu works for all!). Note the address doesn't work on all GPS's, but will put you in the area, near 128th St.

SAM 8 WEBSITE REPORT:



Wot's this, you say?? This is the new website (www.sam8.org) activity for May, with a high of 18 unique visitors, courtesy of our webmaster, Roger LaPrelle

2016 Old Time, Free Flight, Control Line and Club Modeling Event Schedule

Date	Event / Time / Location	Activity/Location	Contact
June 4-5	WMC 3 Amigos Small Field Meet	Tumalo, OR	WMC
June 9th	SAM 8 Luncheon - Rainbow Café	Auburn, WA	SAM 8
June 11, 2016	SAM 8 Finn Hill Indoor	Finn Hill MS	SAM 8
June 11-12	NWSR Stunt-A-Thon 2016 (34 th Annual!)	Auburn Airport	NWSR
June 22, 2016	NxNW Gathering - Royal Casino	Everett	Dave G.
July 9 th	NWSR Swap Meet - Clover Park Aviation	Puyallup	NWSR
July 14 th	SAM 8 Luncheon - Rainbow Café	Auburn, WA	SAM 8
July 27 th , 2016	NxNW Gathering - Royal Casino	Everett	Dave G.
August 11 th	SAM 8 Luncheon - Rainbow Café	Auburn, WA	SAM 8
August 19 th	WMC Classic FAI + P-30 plus Night Fly	Parker's-Tangent	WMC
August 20-21	WMC NWFF Championships	Parker's-Tangent	WMC
August 24, 2016	NxNW Gathering - Royal Casino	Everett	Dave G.
September 8 th	SAM 8 Luncheon - Rainbow Café	Auburn, WA	SAM 8
September 9 th	WMC Vintage FAI/Pro P-30 Challenge #2	Parker's-Tangent	WMC
Sept 10-11 th	WMC Annual SPOT meet	Parker's-Tangent	WMC
Sept 28 th , 2016	NxNW Gathering - Royal Casino	Everett	Dave G.
December 17 th	SAM 8 Christmas Banquet	Angelo's-Burien	SAM 8

More info on Willamette Modelers Club (WMC) can be found on their website, noted below, including complete contest results and local activities.

For additional Northwest FF and CL activity, see the following websites for more detail.

For SAM 8 Activities, look on the SAM 8 Website, <http://www.SAM8.org>

For SAM National activities, look on the SAM Website, <http://www.antiquemodeler.org/>

For WMC Activities, check on their website, WillametteModelersclub.weebly.com, or contact Bob Stalick at freeflyer@aol.com.

For NW Skyraiders' Activities, check on <http://flyinglines.org>, or Dave Gardner at davegardner55@msn.com.

For Museum of Flight, check on their website, www.museumofflight.org. Each first Thursday of the month is free admission.

Really Great SAM 8 meets every second Thursday each month the Rainbow Café in Auburn at 11:30 AM. Come join us for lunch!

The RG SAM 8 newsletter is published every month, (more or less) and is posted on our website: www.sam8.org. Notice of the newest newsletter will appear via e-mail on our Yahoo mailgroup. Join the group by contacting our Secretary: Homer Smith - homer_smith@msn.com

Use this form to subscribe or renew your membership. Just fill in and mail to Homer Smith.

Membership (\$15 per year)____ (\$25) for two years_____.

To get the hard copy newsletter mailed to you (\$10 per year extra)____

Name_____

Address_____

City_____ State_____ ZIP_____

AMA No._____ SAM No._____

Phone No._____ E-Mail_____

Return to:

Homer L. Smith

14719 – 32nd Dr. SE

Mill Creek, WA 98012-5032

The *Really* Great SAM 8
FAC Sq. 34 & Strat-O-Bats
Newsletter

FIRST CLASS

You Betcha