

# WHAM

## NEWS VIEWS AND REVIEWS



Official Publication of the Wichita Historical Aircraft Modelers, SAM 56,  
and the Kansas Sunflower Squadron, FAC Squadron #23

Issue JE-72  
Date: 1/18/08

## Prez Says!!

Hi folks!

Hope you had a great Christmas and New Year and welcome to 2008! This is the year the current presidential campaign will -- finally! -- end. (And, probably, the 2012 campaign will begin.) We're going to start off the new year with a new meeting place. Our first meeting will be January 26th at the Italian Garden restaurant, on the southwest corner of Webb Road and Kellogg. There's no construction on Kellogg that far east, yet, so it's still easy to get to. I hope to see you there because there are some important items on the agenda.

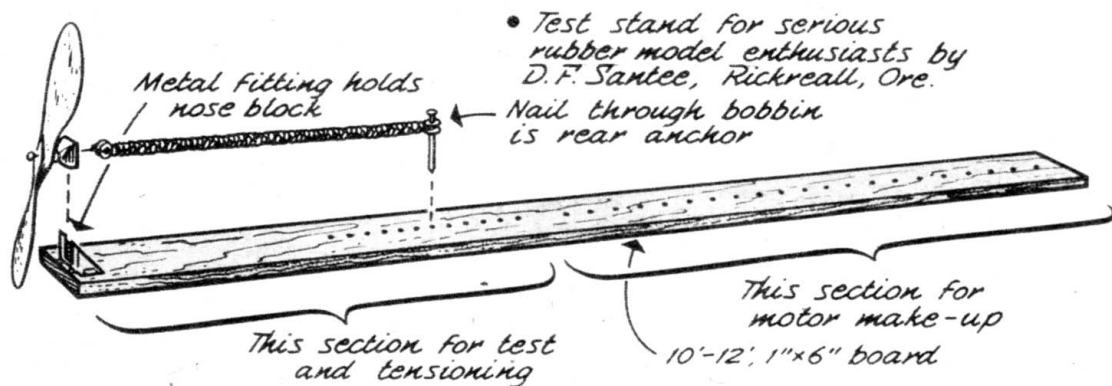
First, of course, is the schedule for the year which has been developed by the Executive Council. You'll find a copy of it in this newsletter but it won't be official until it's voted on at the meeting. We are also going to discuss two proposed changes to the club constitution. One would change the term for club officers from one to three years and the other would change the number of club members needed for a quorum. I'm sure you'll want to make your views known on these subjects.

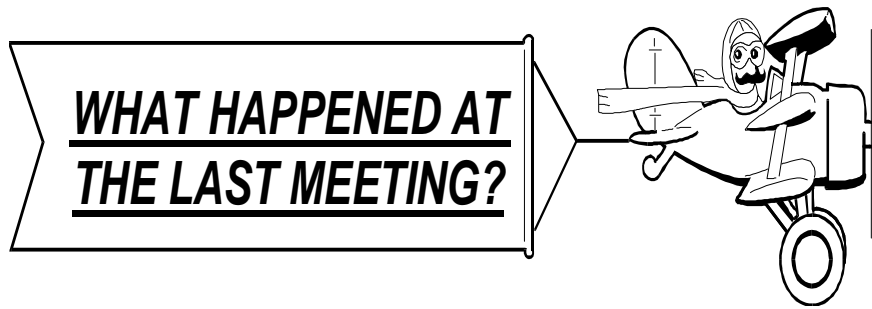
Again, Happy New Year and I look forward to seeing you on the 26th.

Ed Ross

WHAM President

Inside this issue:	pg
Meeting Minutes	2
.CLG Tips by Stan	3
Proposed Flying Schedule	4
Featured Plan	5
Demoiselle	
Upcoming Events	6





## **November 10, 2007 Meeting Minutes**

### **ATTENDEES:**

Mary Kay & George Avila, Debbie & Tom Derber, Jeff Englert, Jane & Earl Griffith, Danise & Bill Lindsay, Marty & Jim O'Reilly, Eleanor & Jack Phelps, Mary Beth & Ed Ross, Ed Salguero, Bill & Marilyn Schmidt, Lori & Terry Trisler, Dan Walton.

President Ed Ross called the meeting to order.

The previous meeting minutes were approved as published.

Jim O'Reilly presented the treasurer's report.

### **OLD BUSINESS:**

There is still no indoor flying site available at this time.

### **NEW BUSINESS:**

The existing club officers were re-elected for another term.

A report on the SAM CHAMPS was presented by Jim O'Reilly. The last of the late Jim Kutkuhn's engines were given away in a raffle.

Jim O'Reilly is running for the position of national SAM President.

Our 1/2A Texaco trophy was presented to Ed Salguero for 2007 achievements!

### **SHOW AND TELL:**

Bill Lindsay brought his first effort to show off, a Jasco Streak for 1/2A NOS with a Wen-Mac .049 engine.

Ed Ross displayed a Jack Armstrong P-40 and an R/C Micro-Scout on 900mhz by Plantraco.

George Avila had a large R/C glider.

Tom Derber showed a DARE Engineering rubber power Taylorcraft.

Dan Walton had a V-tail original indoor R/C with a revised motor installation.

Bill Schmidt had a Peerless rubber powered Sunduster endurance model.

## HAND LAUNCH/CAT GLIDER PRIMER

*By Stan Buddenbohm From the March issue of the Turbulator, the newsletter of the St. Louis Thermaleers MAC, Chris Matsuno & Bob Klipp, editors. The author, Stan Buddenbohm, is a past master at HLG and catapult glider. He also sells Catapult and HLG kits and plans.*

**Catapult launching:** The optimum launch angles for most catapults are 50° to 70° with 15 to 30° right bank. With the thumb and forefinger pointed up, grasp the rear of the model, either the fuselage behind the stab or a tab glued under the stab. Hold the launcher in front of you, above your head, at the appropriate angle, and pull hard! Adjust the length of the rubber so that your maximum stretch matches the rubber's maximum stretch.

**Incidence:** Using the bottom of the wing as the zero reference line, the higher the stabilizer trailing edge (TE) is, compared to its leading edge (LE), the more loopy the model will be at high speed.

Loopiness robs altitude, but you need some of this incidence for a good, stable glide. Don't be fooled; just because a glide test looks good doesn't mean you have the right amount of incidence. The correct amount depends on the launch. As you progress, you'll want to get all of the altitude you can so you will need to fine tune the adjustments.

At the top of the launch, the glider should almost stop before turning and plopping into the glide. At this point, it should be just past vertical, at about 100°. The amount of incidence depends on the launch speed. If the model zooms past 100°, looping, then decrease the incidence (stab TE down).

If the glider never gets to the 100° angle before stopping, increase the incidence (stab TE up). Take it slow and use very small adjustments — like bending an area as wide as your finger next to the fuselage; 1/64" or 1/4 turn of a screw.

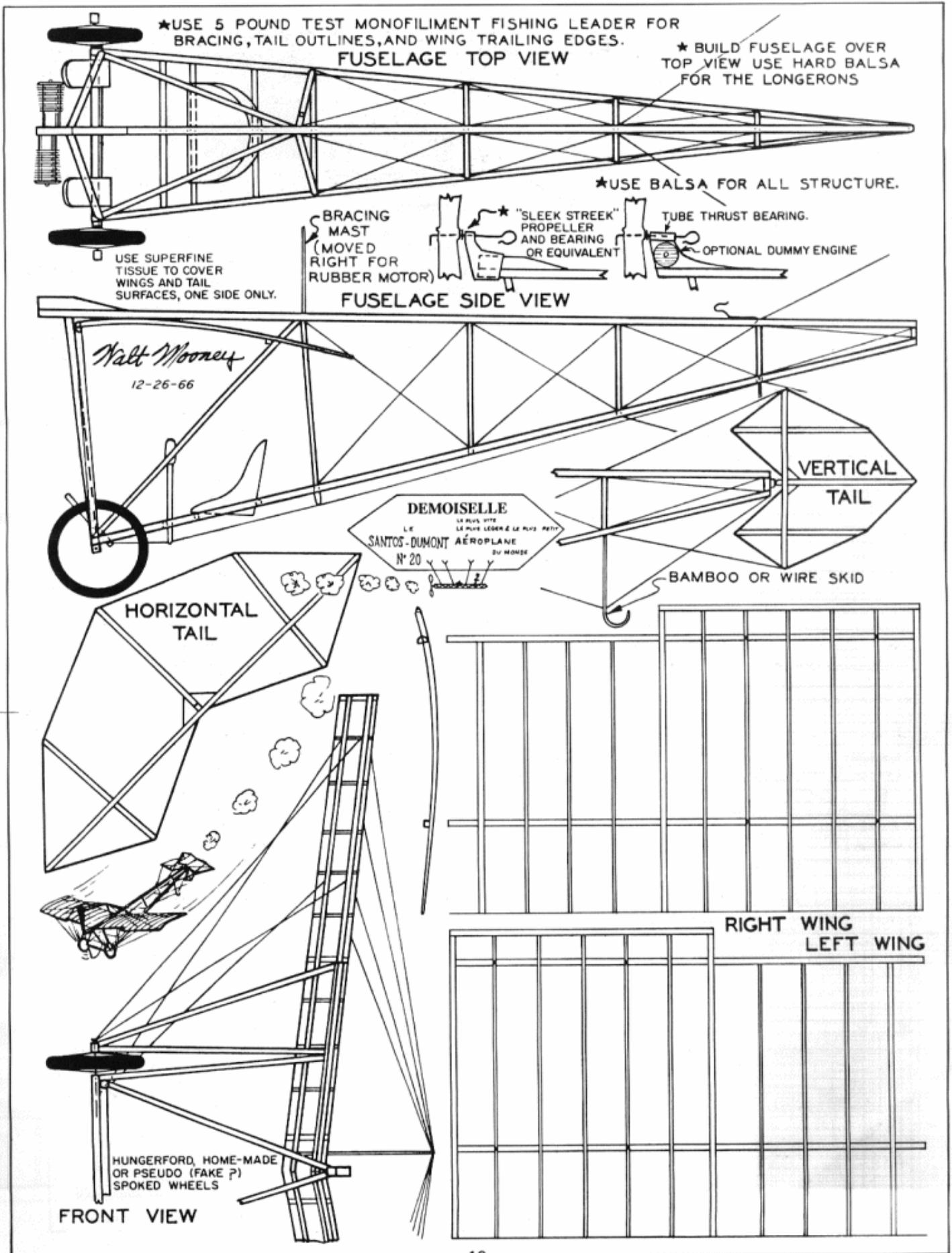
**Turn:** Use rudder turn to counter the right bank of the launch. You shouldn't need to bend the rudder TE more than about 1/32". This is different from the rudder turn you build in. Always bend the rudder near the fuselage; if the top is bent, it can exaggerate spiral problems at high speed, even if the glide looks okay. Too much rudder turn will do the same thing.


Once you have the right rudder setting for launch, adjust the glide circle with tip weight. Simply add weight to the left wing tip to make a smaller circle, or add weight to the right tip to open up the circle. A 50 to 70 ft. diameter circle is good. Always make one small change at a time!

I hope these suggestions and tips will get you started, you'll be successful and you'll have a bunch of fun. Feel free to ask questions of anyone who looks like they know what they are doing. Most people in free flight are happy to help.


# **WHAM Proposed 2008 FLYING SCHEDULE**

- Jan 26,** Meeting – Italian Gardens
- March 15,** Meeting – TBD
- Apr 5,** Kansas Science Olympiad State Championship
- April 12-13,** fly SAM 1/2A Texaco R/C, NFFS 1/2A NOS FF, FAC Moth, FAC Dime Scale
- May 17-18,** Meeting, fly FAC Jimmy Allen, SAM LER R/C, FAC Old Time Rubber, SAM Catapult Glider
- Jun 7-8,** fly SAM 1/2A Texaco R/C, FAC and SAM Small Rubber Combined, NFFS 1/4A NOS, FAC/SAM Old Time Gas Replica
- July 19-20,** Meeting, fly SAM 1/2A Scale R/C, FAC Golden Age Civil Scale, FAC WWII Mass Launch, FAC/SAM .020 Replica
- August 9-10,** fly FAC Old Time Gas Replica, SAM LER R/C, FAC and SAM Small Rubber Combined, WHAM Post 1940 Civilian
- September 13-14,** Meeting, fly SAM 1/2A Texaco R/C, SAM 1/2A Scale, SAM LER R/C, WHAM Rubber Scale (30" Max Span), SAM Small Rubber Stick, SAM Small Rubber Fuselage, SAM OT HLG, SAM Catapult Glider, FAC/SAM .020 Replica
- October 18-19,** fly FAC Moth, FAC Golden Age Civil Scale, FAC Old Time Rubber, FAC Embryo, FAC/SAM Old Time Gas Replica, FAC Golden Age (Civil or Military) Scale Mass Launch, FAC Greve & Thompson Mass Launch, FAC WWII Mass Launch, FAC WWI Mass Launch
- November 8-9,** Meeting, Outdoor Fun Fly





# FLYING ACES



**Sunflower Squadron  
Wichita, KS**

**Date: 1/18/08      ISSUE JE-72**

→ The next SAM 56 Dinner Meeting will be at:

**Italian Gardens Restaurant**  
**Kellogg & Webb (505 S. Webb) 316-685-4136**  
Saturday, January 26, 2008  
Social Hour @ 6:00 PM, Dinner @ 7:00 PM.

**Upcoming Events:**

→ **Membership Information:**

Open to all interested AMA members, founded to encourage and promote the model airplane building hobby.  
Member dues \$20 annually, Subscription only; \$12 annually, \$18 foreign.  
Send checks to Jim O'Reilly, 4760 Battin, Wichita, KS 67220.  
All memberships and subscription renewals are due January 1st of the new year.

<b><u>Club Officers:</u></b>	President:	Ed Ross, 682-9692	Vice-President:	Bill Lindsay, 689-8491
	Treasurer:	Jim O'Reilly, 744-0856	Secretary:	Bill Schmidt, 744-0378

**ATTENTION:** The new year requires you (unless your address label says different) to submit a monetary renumeration to continue membership in the club and to receive this newsletter (if mailed). To those that are on the email distribution, a monetary contribution is always welcomed. Note even though the inflationary trends of the world continue, (printing cost increases, etc.), the amount of our yearly dues didn't increase (**STILL \$20**). Please send your dues or subscription fee (**STILL \$12**) to our club treasurer. Please consider a multiple year renewal, its cheap!