

WHAM

NEWS VIEWS AND REVIEWS



Official Publication of the Wichita Historical Aircraft Modelers, SAM 56,
and the Kansas Sunflower Squadron, FAC Squadron #23

Issue JE-81
Date: 09/12/09

2009 Father's Day Contest



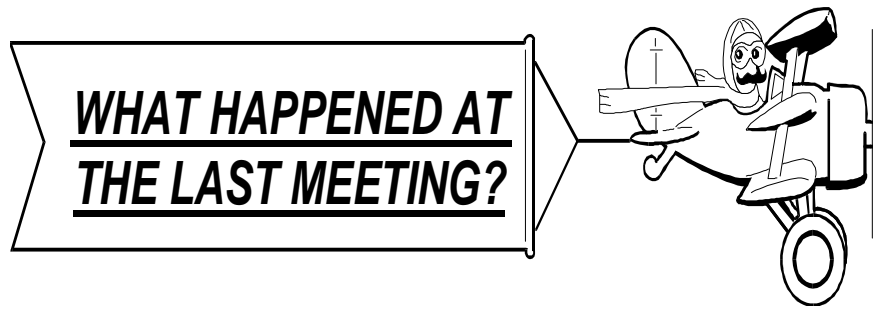
Photo courtesy of Marion County Record

MARION KANSAS CONTEST

(BY Jerry Murphy and Don DeLoach -MMM)

This was a totally amazing event. The town welcomed us with open arms and we were truly treated as welcome guests. The Marion contest was THE best example I have ever seen of a town/flying site in complete synchronization with a FF contest and CD. They did everything but throw us a parade! It was an awesome example of bottom-up organization and effective communication between all parties. We had some challenges with the weather but that is life. When we arrived Friday evening we were greeted with a smooth as silk grass strip airport with 9 to 10 inch high grass between the runways. Saturday we set up on the south end of one of the grass runways. Weather was cool and cloudy with a forecast of light rain. The rain came on schedule, (continued Page 3 ——>)

Inside this issue:	pg
Meeting Minutes	2
Marion cont'd	3
Helpful Tip	4
WESTFAC II Details	5
Upcoming Events	6



May 16, 2009 Meeting Minutes

ATTENDEES:

Mary Kay & George Avila, Larry Bishop, Debbie & Tom Derber, Paula & Jeff Englert, Jane & Earl Griffith, Richard Kirkland, Martina & Marty Kline, Danise & Bill Lindsay, Marty & Jim O'Reilly, Mary Beth & Ed Ross, Marilyn & Bill Schmidt,

President Earl Griffith called the meeting to order.

The previous meeting minutes were approved as read.

The treasurer's report was read by the treasurer, Jim O'Reilly

OLD BUSINESS:

None.

NEW BUSINESS:

Jeff Englert spoke on the forthcoming Gainesville, TX FAC contest.

SHOW AND TELL:

Larry Bishop showed a 1/2A Fubar X that he had finally finished.

Bill Schmidt displayed his 1/2A Texaco New Ruler with its dedication to the late LaMoine Schrock.




P-47D Thunderbolt of the 69th Fighter Squadron, 58th Fighter Group, 5th Air Force. Based on Saidor, New Guinea, 1944.

Marion Contest Report (cont'd)

but it was far from light. After about 1.5 inches the rain stopped around noon and we found our selves flying in pretty wet conditions. All of the rain plus about 30 cars and vans on a grass runway did produce several stuck cars and ruts in the previously smooth runways. As far as flying the rain was a bummer (Saturday morning, from 8:30 AM 'til about noon) but flying was extended until 6 PM and the Wx was excellent rest of the afternoon. Sunday was clear and warm but with 10 to 12 MPH winds. The airport folks told us not to drive out on to the runways so we set up shop in a parking ramp on the east side of the field. This was not ideal but it was workable. Lots of people departed but a few hardy flyers stayed. Flying from the parking area was a problem as the models were flying over the hangers and across a road. After a while, some people were transporting their gear on their chase bikes out to the far SW edge of the field and flew well. Don was winding in the parking area and then charring his model out to the launch area to fly. Timers were working from the parking area with good success. Now here is the best news of all, after all the damage to the smooth as silk runways one would expect that we had worn out our welcome, but nothing could be farther from the truth. The airport operators said they are looking forward to having us back next year. This was a great experience and a lot of fun even though the weather was not perfect. The airport is a good Cat II venue. There are a few trees, but nothing big and the property owners around the field are OK with chase bikes.

OLD SAM LOGO?

Shown here is the Nickola Tesla coil circuit that we know as the spark ignition system for the gasoline engine. Bill Schmidt found this logo in some of his old SAM papers that were yellowed with age, and had some vinyl stickers made up to put on models. 'Somebody drew this up years ago as a SAM logo and it has been lost in time. He thinks its origin dates back to the late 60's or early 70's. It would be interesting to find out its source and maybe who drew it. It certainly makes for a great and unique sticker / decal on one's models.



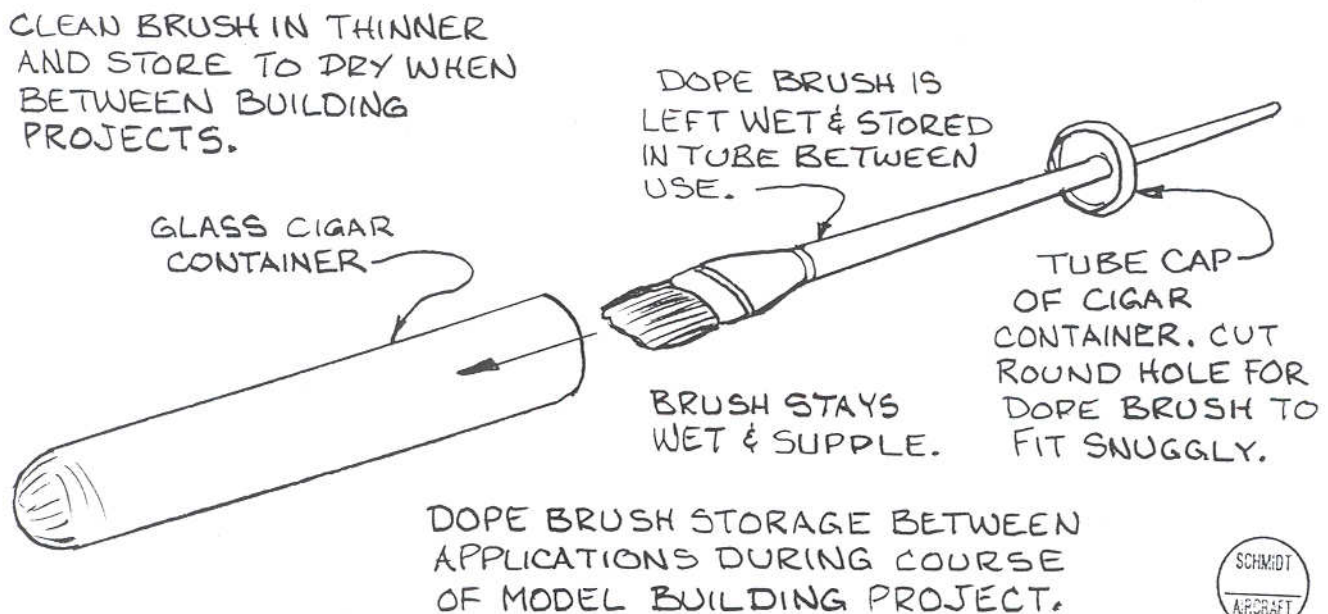
Neat Covering Tip!

Presented here is a technique that I have used for years in my model building. I'm not a fan of plastic films and use a lot of silk and dope as well as polyspan. If you allow a dope brush to dry out between applications of dope in the course of building a model, the chances of hair fracturing and shedding are greatly increased. A good dope brush is usually expensive and a valued tool in your modeling repertoire.

The diagram shows a method I have used to very good effect for many years, and thought I would share it my friends. Obtain a premium glass cigar tube from a friend who smokes them or golly, maybe you smoke these yourself? It may be worth buying one outright and doing what you will with the cigar itself. Anyway, cut a round hole carefully in the soft polypropylene cap with a no. 1 X-acto knife that fits snugly around the brush handle when the brush is about 3/4 of the way in the glass tube. The brush will stay nice, wet and soft between dope applications of a given model building project.

Clean the brush thoroughly in thinner and store away dry only when you are finished with a given project, and will not be using it for awhile. There are also cigars sold in aluminum metal tubes but have 3 drawbacks. You cannot see when inserting the brush if you are abusing the hairs and bending them backwards. The caps on these screw on, and are not as air tight. Lastly, the metal cap presents a problem making a nice, resilient hole in it that seals well.

Best, Bill Schmidt



I can attest to the usefulness of this concept, works great! — Editor

Upcoming Contests

WESTFAC II

Gainesville Municipal Airport (GVL) Gainesville Texas

All events noted are conducted to Flying Aces Club (FAC) Rulebook Standards

FAC CD Dave Regan 210-846-2217 AMA CD Bob Isaacks 281-855-6853

FridaySeptember 25

Scale Judging will be conducted at the

Comfort Suites 1715 N. I-35 , Gainesville, TX 76240

Phone: (940) 665-5000 Fax: (940) 580-4440

Saturday.....September 26 7am until 4 pm

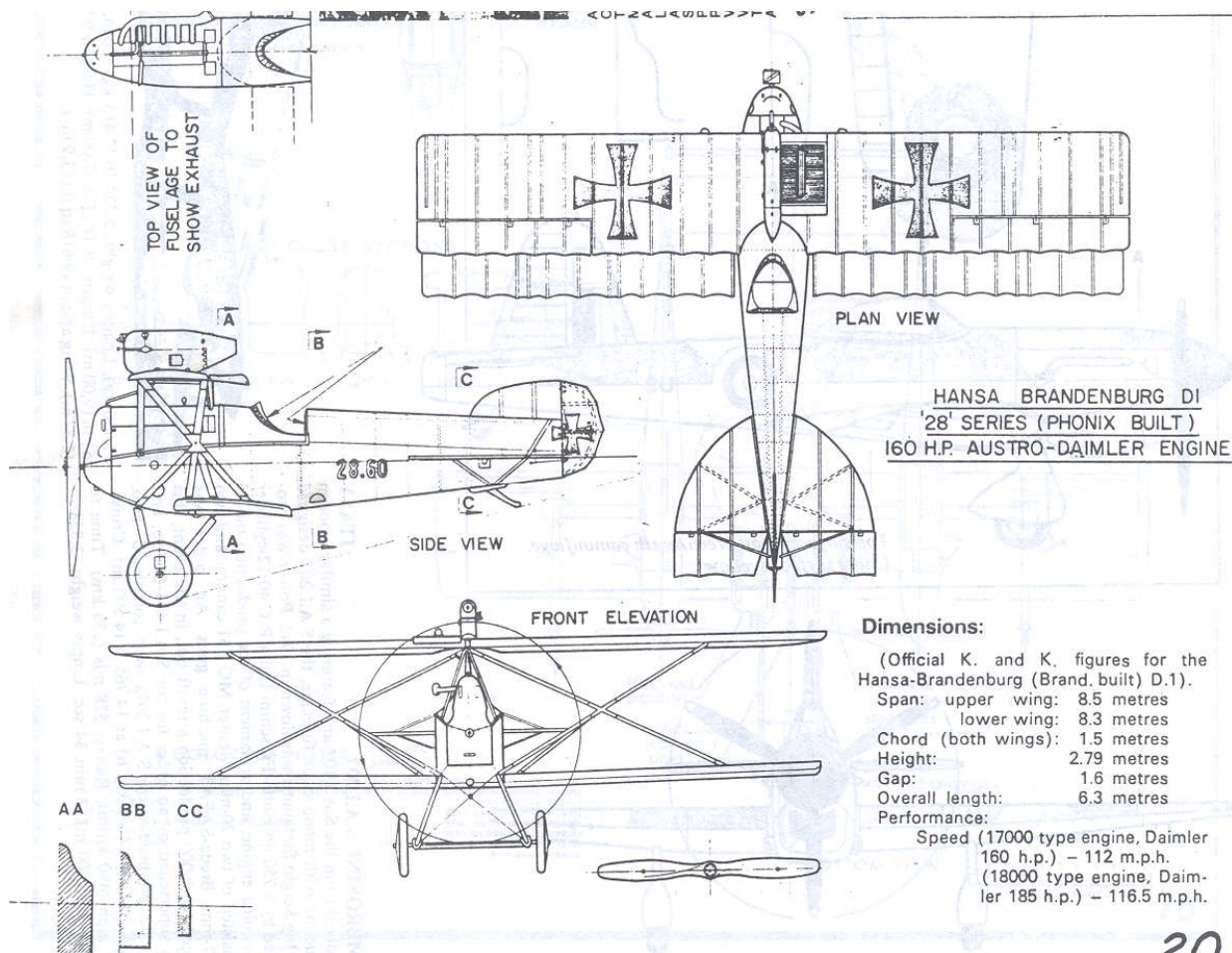
Power Scale Thompson Race, Rubber Scale Jimmy Allen, Peanut Scale, Old Time Rubber Cabin, Jumbo / Giant Rubber Scale, Golden Age Scale, WWI Combat (No Monoplanes), Low Wing Military Trainer Mass Launch


Sunday.....September 27 7am until 4 pm

Power Scale Greve Race, Rubber Scale, Old Time Stick, Peanut Scale, Dimescale, Jumbo / Giant Rubber Scale, Embryo,


WWII Combat

Contact: <http://www.westernfac.com/events.html>





FLYING ACES



**Sunflower Squadron
Wichita, KS**

Date: 09/12/09 ISSUE JE-81

→ The next SAM 56 Dinner Meeting will be at:

**Cortez Mexican Restaurant
344 W. 29th St.**

**Saturday, September 19th, 2009
Social Hour @ 6:00 PM, Dinner @ 7:00 PM.**

- **September 19-20 Meeting – Cortez, fly, 1/2a Texaco, 1/2A Scale, Small Rubber**
- **September 25-26 WestFAC II, Gainesville, Texas**
- **October 17 Jimmy Allen, fly FAC Moth, FAC Golden Age**
- **November 7-8 Fun Fly**

Membership Information:

Open to all interested AMA members, founded to encourage and promote the model airplane building hobby.
Member dues \$20 annually, Subscription only; \$12 annually, \$18 foreign.
Send checks to Jim O'Reilly, 4760 Battin, Wichita, KS 67220.
All memberships and subscription renewals are due January 1st of the new year.

Club Officers:	President: Earl Griffith,	Vice-President: Bill Lindsey,
	Treasurer: Jim O'Reilly, 744-0856	Secretary: Bill Schmidt, 744-0378