

32 Veco Pursuit - Wing Rib Patterns (Part1)

1 message

Tandy Walker <rdb435021@icloud.com>
To: Tandy Walker <rdb435021@icloud.com>

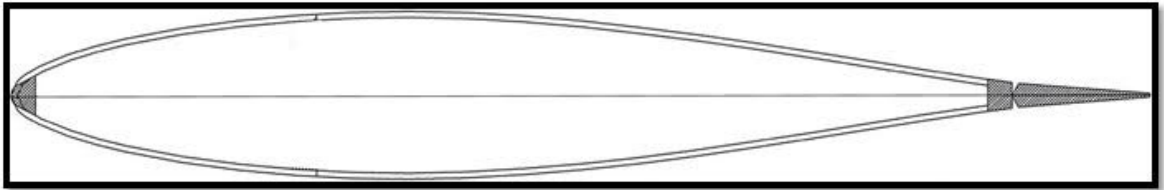
22 October 2021 at 07:05

Report No. 32

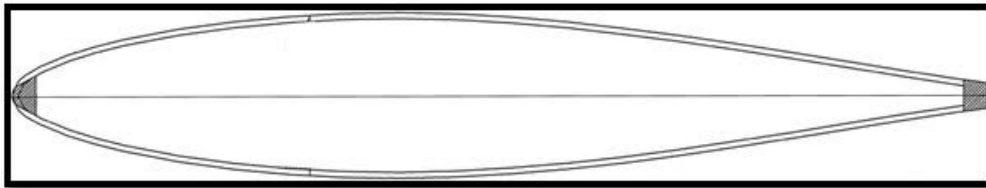
Veco Pursuit

October 21, 2021

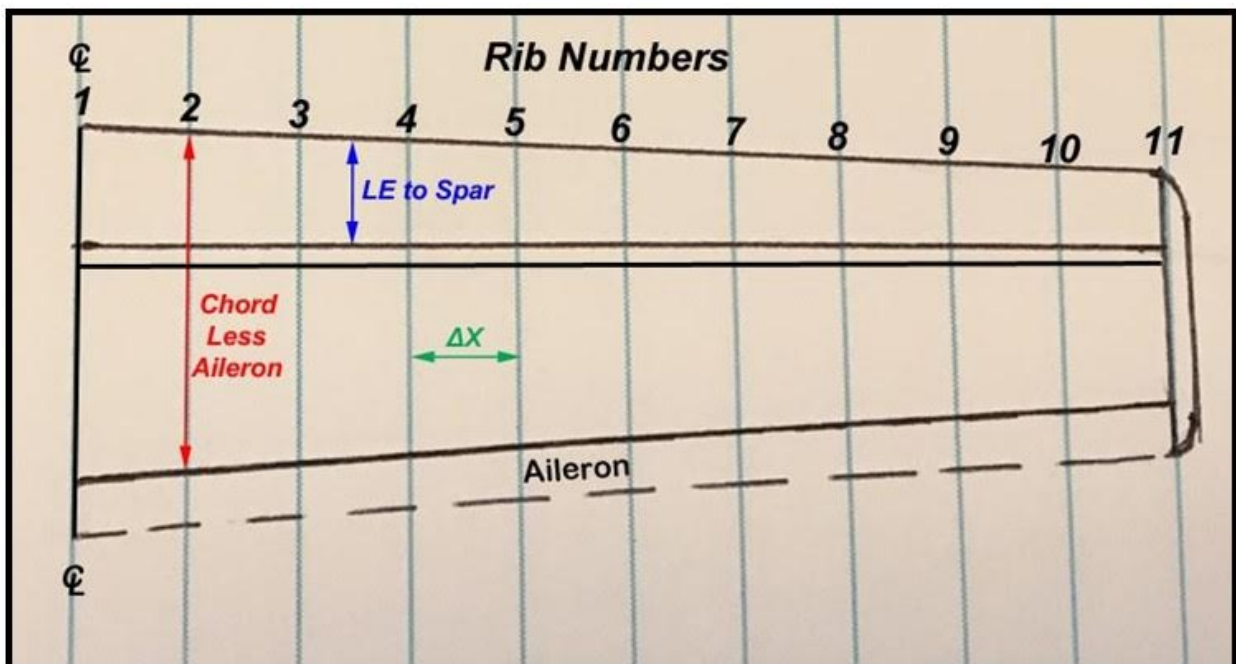
This is the Veco Pursuit's airfoil taken from the LiLe wing's airfoil profile with the strip aileron.



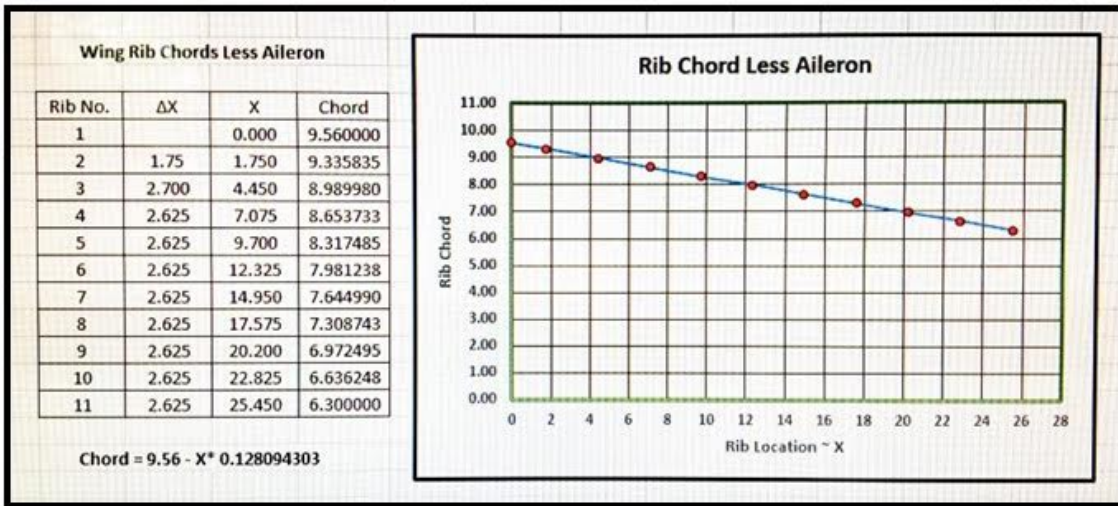
This will be the rib pattern outline once the 1/16" LE planking and cap strips outlines are removed.



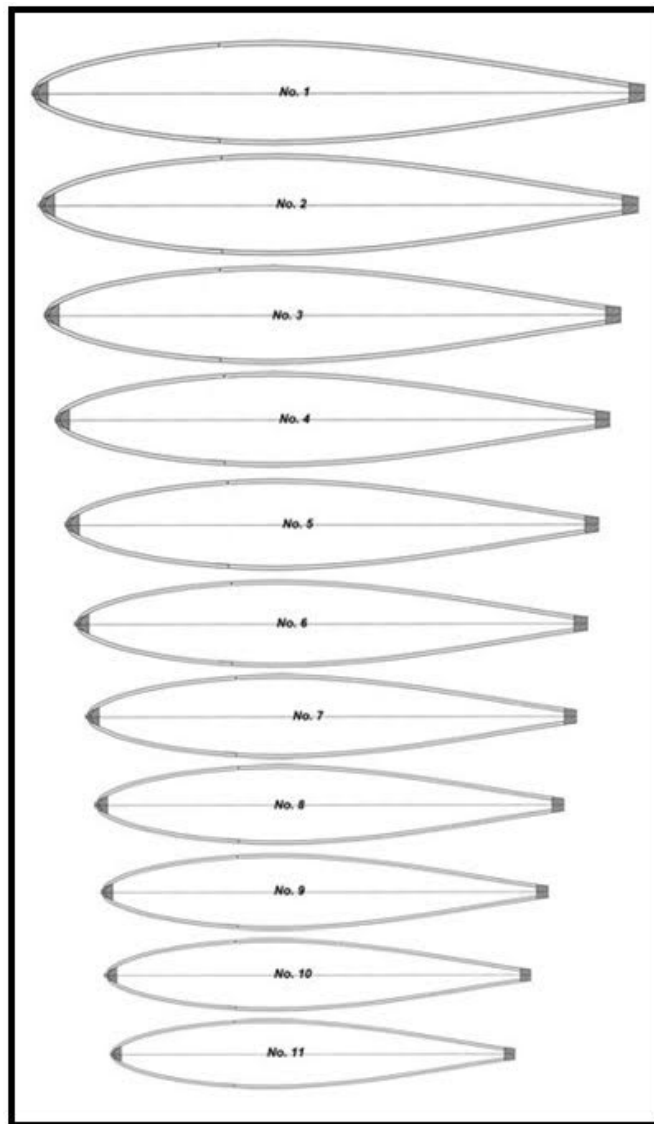
In Report No. 31, the chords of the eleven (11) wing ribs were numbered as shown in the sketch below, where ΔX is the spacing between ribs.



The chords of the ribs were calculated and plotted for verification in the figure below.



Using the LiLe wing's airfoil profile and the calculated rib chords in the table above, the pattern outlines for each rib were develop in the Adobe Photoshop Elements 10 Program which are presented below.



The next series of steps for each rib will be to (1) manually remove the leading edge planking and cap strips

outlines, (2) drawn in the leading edge's 3/8" cutout and two spar locations, and (3) remove the 3/8" trailing edge over the next several days.....Tandy