

From: ["Tandy Walker" <rdb435021@icloud.com>](mailto:rdb435021@icloud.com)

To: ["Tandy Walker" <rdb435021@icloud.com>](mailto:rdb435021@icloud.com)

Date: 1/13/2018 3:54:51 PM

Subject: 36 Lancer 850 - Right Wing Tip Bottom Planking

New Cyclone Lancer 850

January 13, 2018


After considerable trial and error in fitting, the shape of the bottom rear planking piece was developed as shown below.



The piece was glued on the wing tip structure using aliphatic glue and pinned in place as shown below.



This shows the completed rear planking on the bottom of the wing tip. It was then realized that the bottom rear spar and the bottom of rib #12 were going to need balsa fillers as shown below to complete a smooth transition of the 1/16" rear tip planking.



The shape of the bottom forward planking piece shown below was not that difficult to fit.




The forward planking piece was glued on using aliphatic glue and pinned in place as shown below.




The completed bottom planking is shown in this view.



This tapered filler was pre-shaped for the bottom rear spar.



This shows the 3 balsa fillers glued in place to complete a smooth transition of the 1/16\"/>



This picture shows the completed wing tip on the right wing panel.



The weight of the right wing panel is 119 grams (4.2 oz) at this point.....Tandy

